





## LEATHER: CARE GUIDE

Leather is a premium material. This furniture upholstery is durable, low-maintenance and boasts a luxurious appearance and texture while aging beautifully. Keeping your furniture looking new is relatively simple, once the appropriate steps are followed. Different types of leather will have different care requirements, so it is important to be aware what type of leather upholstery you have.


### TYPES OF LEATHER:



**Aniline:** Also called full-aniline. A soft, luxurious texture. The leather is finished with aniline dye and has no surface pigment added. It often has minimal protective coating other than stain-resistant treatment. Each piece of furniture reflects natural characteristics, such as surface grains and markings. Aniline leather can develop a patina, continuing to gain beauty and character with age and use. This upholstery boasts superior seating comfort, as it is breathable and absorbent.



**SEMI-ANILINE:** Also called protected, finished or pigmented leather. This type of leather upholstery has a supple texture, like full-aniline leather, but it is a little more hard-wearing due to an added protective pigment covering. This leather is ideal for high-traffic areas in the home, due to its ability to withstand family living and use. The natural grain and pores are preserved to give you a great combination of aesthetics and function.



**BONDED LEATHER:** A combination of authentic and faux leather. It is made primarily with ground leather fibres, bonded with a polyurethane mixture, and attached to a backing. Boasting the archetypal appearance of full-aniline leather, this leather is popular for its affordability and great appearance.

### PROTECTING YOUR FURNITURE:

- Avoid dragging your furniture across the floor. Take appropriate care and obtain help to carry your furniture between spaces and rooms to avoid damaging both your furniture and flooring.
- Place your furniture at least 30cm from heat sources, as heat transfer can cause your furniture to age prematurely and may also lead to cracking in the upholstery.
- Cosmetics and hair products may stain or cause damage to your furniture. Wash your hands once you have applied your make-up or used styling products. Throws can also be layered over your furniture to protect these products from transferring.
- Avoid sitting on the backs and arms of your sofas and armchairs as this may warp the frame and lead to premature wear.

### ROUTINE CARE & CLEANING:

In collaboration with furniture market leaders, *Guardzman*, we have developed a comprehensive *Premium Leather Care Kit*, equipping you with all the necessary detergents to maintain your leather's distinct beauty. We recommend that you clean and vacuum your furniture twice a month to remove everyday dust.



### THIS KIT CONTAINS:

- **LEATHER PROTECTOR:** Protects the original appearance and texture of your leather, keeping it looking its best while feeling soft and supple.
- **LEATHER CLEANER:** Removes surface dust and grime to keep leather looking fresh.
- **ULTRA-RAPID LEATHER CLEANER:** Removes any spillages quickly to reduce risk of permanent staining.
- **INK REMOVER WIPES:** A specially formulated wipe that removes most ink marks from leather. remove everyday dust.

\* Test all products in a hidden area application to check for colour loss and/or changes in texture. Only continue if you are happy with the results.