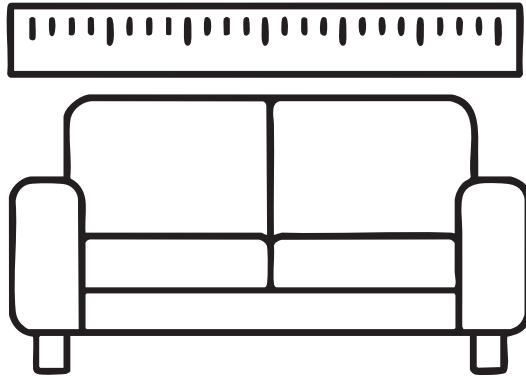


WILL IT FIT GUIDE



Your furniture measuring guide

This guide helps you measure accurately to ensure your new furniture will fit effortlessly into your home, from the delivery truck, through each doorway and hallway, and finally into position.

BEFORE YOU BEGIN

If your measurements suggest a tight squeeze, don't panic. Our trained delivery crews are experienced in finding creative solutions. However, it's always better to anticipate any issues in advance.

Some customers temporarily remove items like doors, windows, or radiators to make delivery easier. It's also worth noting that some pieces arrive partially assembled, meaning actual access dimensions may differ slightly from listed measurements.

For example:

- Sofas may come in two sections
- Feet may arrive detached
- Table tops and sideboards may be packaged separately

Packaging can add extra bulk too, so if space is tight, we may be able to deliver your order unboxed. If you're uncertain at any step, reach out to us for advice.

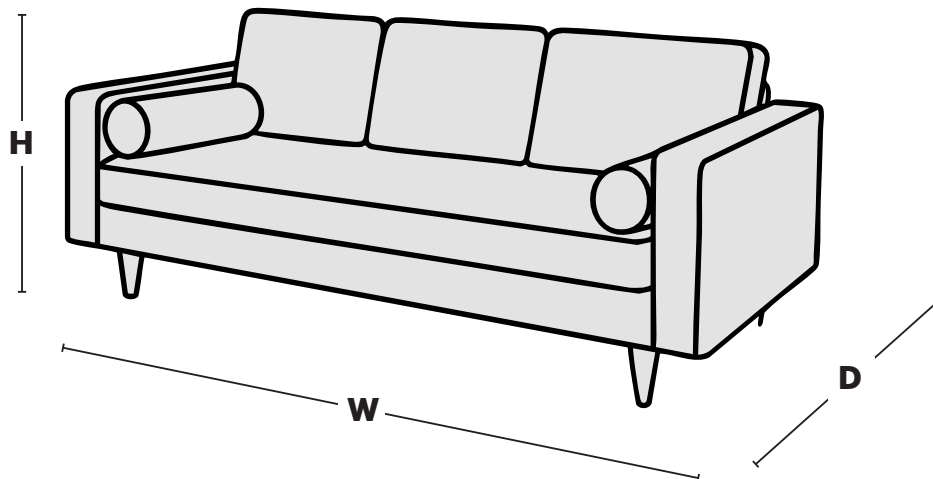
MEASURING THE ROUTE

Walk the path your furniture will take when it's delivered, and record any spots where space could be limited. Then compare these against your furniture's height, width, and depth.

Height

Width


Depth



**While the sofa shown in examples may be used for reference, these measurements apply to any furniture type.*

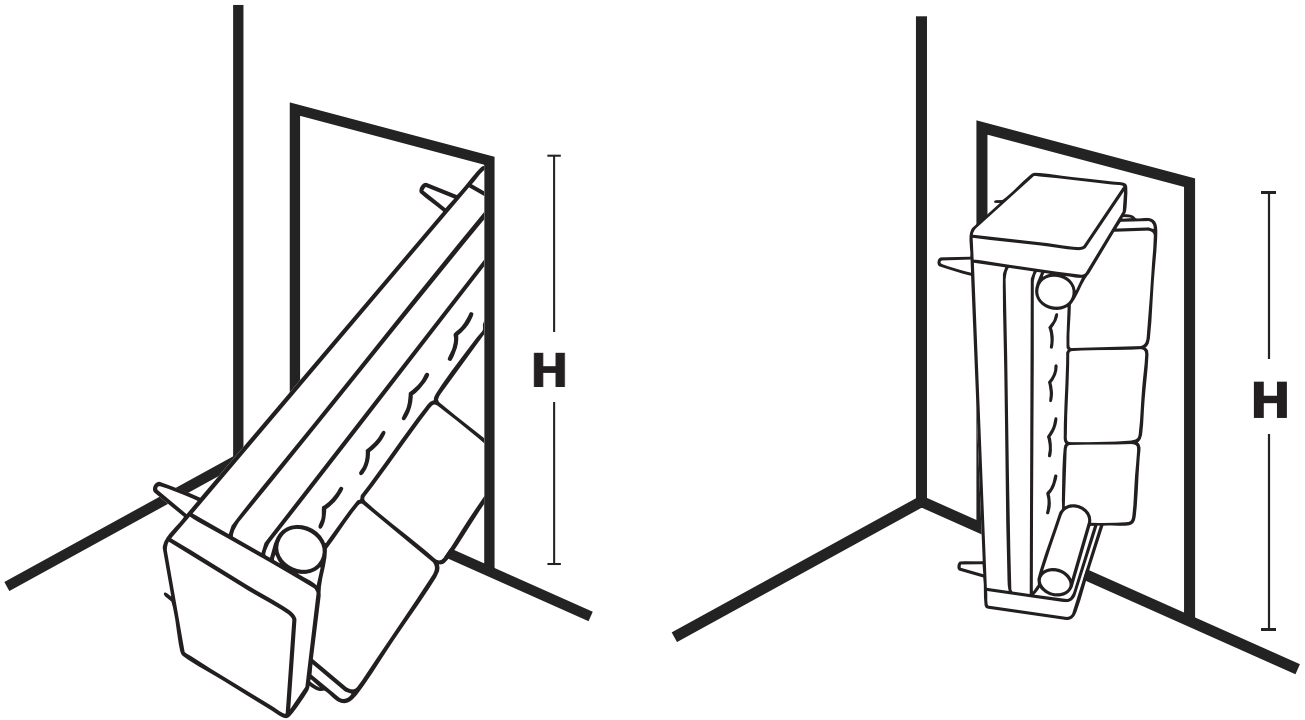
CHECKING YOUR DOORWAYS

Our delivery specialists are skilled at navigating tricky entrances, but you can easily check clearance yourself.



SIDEWAYS ENTRY:

Compare the doorway width with the depth (or height) of your furniture. If your doorway is wider, it should fit through sideways.



UPRIGHT ENTRY:

Compare the height of your doorway to the furniture's width. If the doorway is taller, and the furniture shape allows, it should pass through vertically.

Tips:

- Check for obstructions like radiators or handles that may restrict full door opening.
- Removing the door from its hinges can gain a few centimetres.
- Leave a 5 - 10 cm buffer to ensure safe manoeuvring.
- Measure the clearance inside as well to make sure turning is possible.
- Repeat the steps for internal doors too.

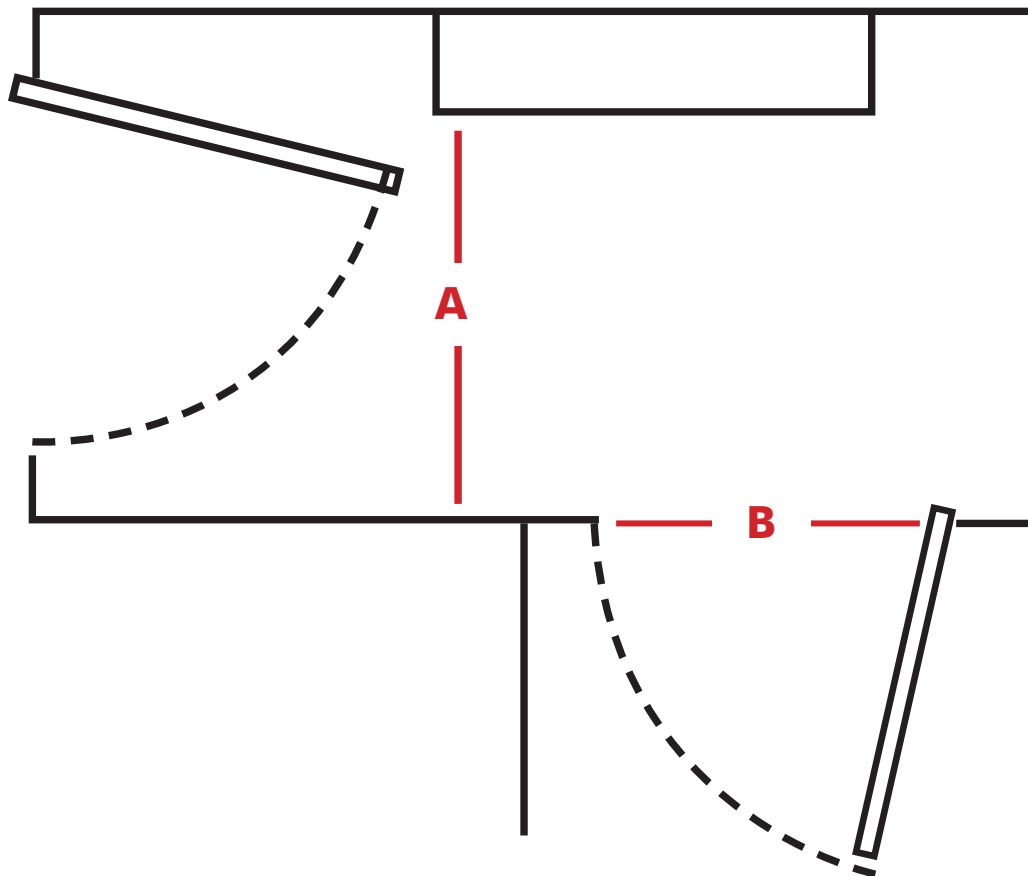
HALLWAYS AND NARROW SPACES

Hallways often have awkward angles or restrictions.

- **Width:**
Measure the narrowest section and compare it to your furniture's smaller dimension.
- **Height:**
Check for overhead lighting or low beams.
- **Corners:**
Measure the distance to each corner and turning area to ensure enough clearance when pivoting.

Tips:

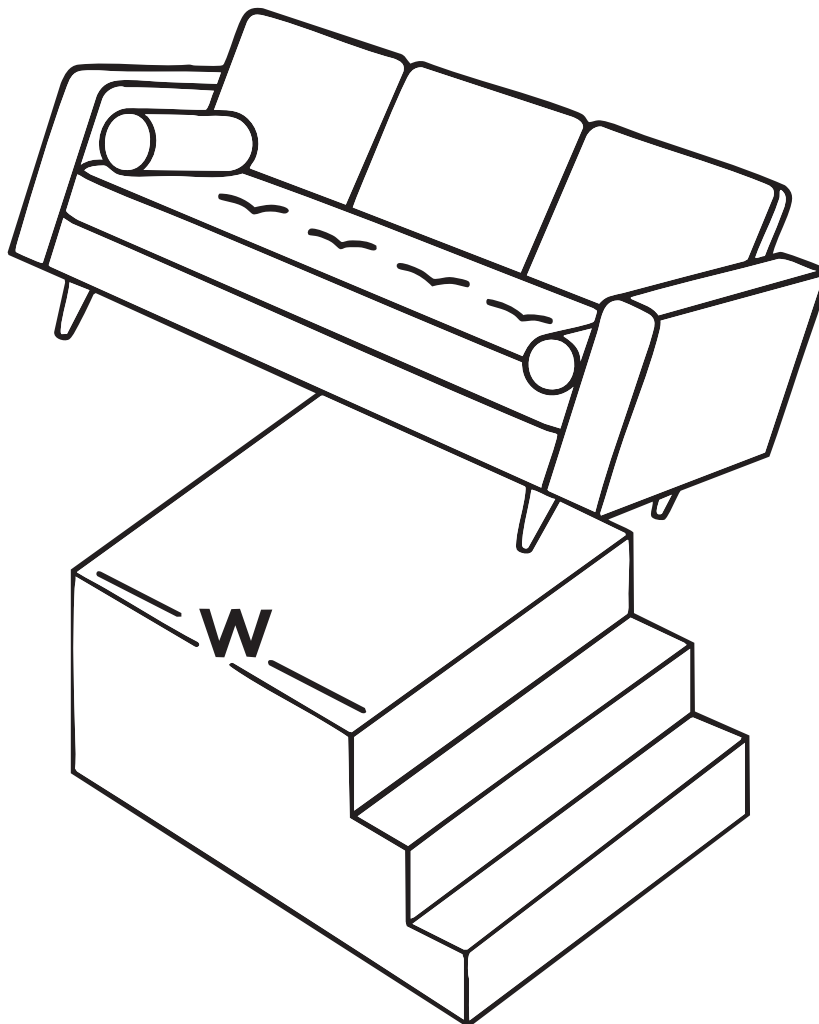
Include skirting boards, wall lights, and radiators in your calculations. And, as always, add a few extra centimetres for easier handling.



GETTING UPSTAIRS

When lifting furniture up a staircase, envision how it must tilt or rotate.

- **Stair width:**
Measure the tightest point and compare with the furniture's narrowest dimension.
- **Headroom:**
Measure from stair to ceiling at both the bottom and top.
- **Landings:**
Note both the width and depth, ensuring there's space to pivot or rotate larger items.

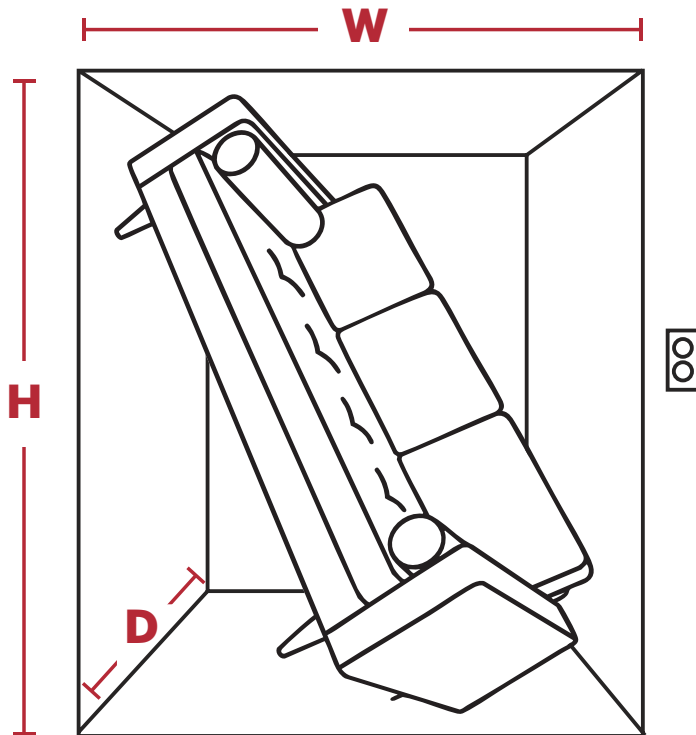


USING A LIFT

If your property includes a lift:

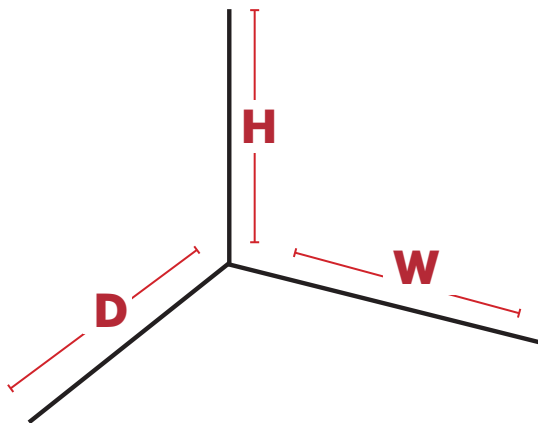
- **Door size:**
Measure the height and width of the door to see if the furniture can pass through.
- **Interior space:**
Compare all three dimensions (width, height, depth) against the item.

Tip: Confirm any weight limits with your building management in advance.



IN THE ROOM ITSELF

Once delivered, be sure the item sits comfortably in its intended spot. Try marking its footprint on the floor with masking tape or newspapers. This gives a quick sense of walking space and flow around the room.



EXTRA CONSIDERATIONS

Fixtures: Make sure furniture won't block sockets, switches, vents, or fireplaces.

Usability: Allow space for doors, drawers, or recliners to open fully and for power access if the product is electric.

Seating: Check that dining chairs suit your table height (usually around 76 cm). For kitchens, remember that counter stools and bar stools differ in height.

Rugs: Many rugs come in several sizes, mark out your preferred size to ensure a balanced look.